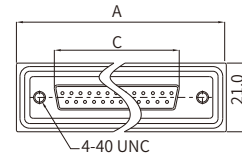
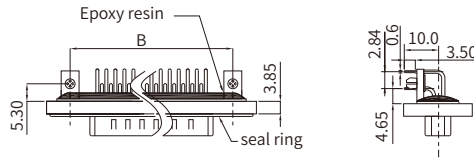



## D-Sub Male Panel Mount, Angled Contacts PCB Type



	FC P/N.	A	B	C
9P	DBW09MABB	39.4	25.0	16.92
15P	DBW15MABB	47.8	33.5	25.25
25P	DBW25MABB	64.5	47.04	38.96

RoHS

### Specifications

Contacts	9	15	25
Pin layout(Male)			
Ambient temperature	-25°C~+85°C		
Connector insert	PBT+GF		
Connector contacts	Brass gold plated		
Coupling nut/screw	Brass nickel plated		
Seal / O-ring	FKM		
Insulation resistance	≥1000MΩ		
Contact resistance	≤10mΩ		
Shielding	Unavailable		
IP rating	IP67 in locked condition		
Rated current	5A		
Rated voltage	300V AC/DC		

### Part Number

Pins	Male
9	DBW09MABB
15	DBW15MABB
25	DBW25MABB

### Recommended Panel cut

